


# Using CAIR in the Field



**Sandy Salas**

**CAIR – Sonoma County**

**May 4, 2010**



# The Initial Situation

- **2009 H1N1 Pandemic declared**
- **Sonoma County planned mass vaccination clinics in nontraditional health settings (high schools, fairgrounds, etc.)**
- **Sites chosen for accessibility, known location and coverage of County**
- **CAIR usage was not part of initial planning**



# Planning for CAIR

- ✍️ **Re-evaluate clinic sites for Wi-Fi capability & set up**
- ✍️ **Inventory available laptops and wireless cards**
- ✍️ **Revise registration form to include CAIR ID number & mother's first name**
- ✍️ **Identify and recruit staff familiar with CAIR**
- ✍️ **Compile a registry-related task list**
- ✍️ **Create a back-up plan if necessary to switch to paper registration**



# CAIR User “Cheat Sheet”

## Immunization Registry Cheat Sheet for Sonoma County H1N1 Clinics

CAIR Web Address: <https://www.scc-cair.org>

Login: Provider ID:  49FLU09CG (Petaluma-Casa Grande)  
 49FLU09WIND (Windsor High School)  
 49FLU09COOK (S R-Cook Middle School)  
 \_\_\_\_\_

- User ID: \_\_\_\_\_
- Password: \_\_\_\_\_

### Key Features of CAIR

- All entry is done in CAPITAL LETTERS.
- NO entry of “slash” between numbers in Dates of Birth (hint - use 10-key pad for quick entry)
- Dates of disclosure and administration of immunization default to the current date.

### Patient Search: ADULTS (age 18 and over)

- Assume that most adults are not currently in the Registry and fill in the following fields on the Patient Search screen: Last Name, First Name, DOB, Sex and Mother’s First Name, if available. If Mother’s first name is not provided, enter “UNKNOWN”.

### Patient Search: CHILDREN (6 mos. to age 18)

- Birth records are often entered with two last names. Search for the record using the first 3 letters of the FIRST NAME followed by an asterisk (\* = shift 8) and DOB.

### VFC Eligibility

ADULTS – from drop down list, select “5 – not eligible”.

CHILDREN – if this is child’s initial entry into the Registry, select “0 – unknown” from drop down list. If child has a CAIR ID # from previous entry into the Registry, do not change the VFC Eligibility designation.

WHEN CAIR ID # has been assigned, write the number on the clinic registration form.



## All Caps



## Patient Search



## Mother’s First Name



## VFC Eligibility



# Advantages

- **State downloaded information on H1N1 vaccinations directly from the registry and required no additional reporting**
- **Requested records easy to retrieve and print**
- **Data readily available for analysis and reporting**
- **No alphabetizing of paper registration forms prior to archiving & no wait before archiving**

# People Gathered Early



# Hundreds Were Waiting



# The Registration Area





# Vaccine Information









# Vaccination Station







# Lessons Learned

-  **INTEGRATE REGISTRY INTO THE INITIAL PLANNING**
-  **Identify a “registry lead” to recruit and train registry users**
-  **Decide how/when the immunizations would be entered**
-  **Assign responsibility for “loading” all components of the provider site into the registry**
-  **Designate staff to review all forms on-site during clinic**
-  **Plan for post-clinic registry entry**




# H1N1 VACCINE

*Wife, 11/10 THE DENVER POST 11-12-09*

WHY ARE  
YOU IN LINE?  
THE ELDERLY  
AREN'T THAT  
VULNERABLE.

WHEN I  
GOT IN  
LINE, I  
WASN'T  
ELDERLY.





# Contact Information

Sandy Salas  
Sonoma Co. DHS – Public Health

[ssalas@sonoma-county.org](mailto:ssalas@sonoma-county.org)

or

707-565-4618

Photo Credits:

J.Parker, Nina Zhito