

A stylized pencil icon with a pink eraser, an orange body with white dots, and a yellow tip.

SCRL

School and Child Care Roster Lookup: What It is and How to Use It

Wednesday, April 26, 2023
12:00 PM – 1:00 PM (Pacific Time)

Welcome

Ahana Singh, School Vaccination Coordinator, CDPH

Housekeeping Notes

- Please note that all lines are muted.
- We will not be monitoring the chat. If you have any questions, please use the Q&A box instead.
- The transcription feature is currently activated and available for use.
- All sessions will be recorded and posted to the California Immunization Coalition website (<https://www.immunizeca.org/>) as well as the CIC YouTube page (<https://www.youtube.com/channel/UCklkZ1SZQNQLcpmNpeQpDAg>)

Overview

- California Department of Public Health (CDPH) and California Immunization Coalition have collaborated to conduct this webinar.
- **Local Health Jurisdictions (LHJs)** (Monday, April 24, 2023)
- **Schools** (Wednesday, April 26, 2023)
- **Child Care/Pre-K sites** (Friday, April 28, 2023)
- Kindly note that the content of today's session may not be customized to meet your specific needs if you are not the schools audience.

Agenda: Wednesday, April 26, 2023

No.	Item	Speaker(s)	Time (PM)
1	Welcome	Ahana Singh, School Vaccination Coordinator, CDPH	12:00 – 12:03
2	California Immunization Coalition Overview	Catherine Flores, Executive Director, California Immunization Coalition	12:03 – 2:13
3	CA Systems & Laws related to School Vaccination	Amy Pine, School Vaccination Team Co-Lead, CDPH	12:13 – 12:25
4	Demonstration of SCRL	Alana Hintz, Senior Project Manager, M Corp	12:25 – 12:45
5	Questions Review	Naveen Makhdum, School Vaccination Coordinator, CDPH	12:45 – 12:55
6	Office Hours, Evaluation, and Wrap-up	Ahana Singh, School Vaccination Coordinator, CDPH	12:55 – 1:00
Thank you!			



California Immunization Coalition

Catherine Flores, Executive Director



Achieve and maintain full immunization protection for all Californians
to promote health and prevent serious illness.

immunizeca.org



[Home](#) [About Us](#) [Get Involved](#) [Vaccine Info](#) [Resources](#) [Contact us](#) [Donate](#) [COVID Conversations](#) [SLVE](#) [Search](#)



Donate



Vaccines Protect All of Us

California Immunization Coalition

Advocacy & Education



You have
**power to
protect**
against vaccine-preventable
diseases.



Ensuring that All Californians have access to lifesaving vaccines.

Our vision



Improve
immunization rates
for Californians
of all ages



Encourage
community-based advocacy



Support California's
local immunization
coalitions



Provide educational
opportunities for
health professionals and
community stakeholders



I am looking for



I am a



Programs



A-Z Index



[Home](#) | [Programs](#) | [Center for Infectious Diseases](#) | [Division of Communicable Disease Control](#) | [CAIR](#) | [California Immunization Registry](#)

CALIFORNIA IMMUNIZATION REGISTRY

CAIR



Join CAIR



CAIR Users



Data Exchange



Training & Resources



Finding Records



Hours:

9am–4pm Monday to Thursday

10am–4pm Friday

CAIRHelpdesk@cdph.ca.gov

Phone: 800-578-7889

CAIR Updates



The California Immunization Registry (CAIR2) is a secure, confidential, statewide computerized immunization information system for California residents.



Twitter @ImmunizeCA



Instagram - Immunize_CA



Facebook - ImmunizeCa

Thank YOU for all you do!

Partners & Colleagues





Contact Us



916 -414 -9015



info@immunizeca.org



www.ImmunizeCA.org

CAIR, SCRL and CA Immunization Laws

Amy Pine, School Vaccination Team Co-Lead, CDPH

CAIR vs. CAIR Hub vs. SCRL.....so many acronyms!

CAIR

- California Immunization Registry
- Secure, confidential, statewide computerized immunization information system for California residents.
- CA law says that all administered immunizations must be entered in CAIR.

CAIR Hub

- Umbrella platform/portal where Schools and Child Care Sites access applications like SCRL.
- Future enhancements will include access to CAIR-ME and annual school immunization reporting.

SCRL

- School and Child Care Roster Lookup
- Application/tool designed for school and child care staff to say whether students meet immunization requirement for school/child care entry.
- Communicates directly with CAIR.

CA Immunization Registry CAIR



The California Immunization Registry (CAIR) is a secure, confidential, statewide computerized immunization information system for California residents.

- Accessible by providers, local health departments, WIC, and (prior to 2023) some school/child care sites for read-only access.
- Shows **all** administered doses that have been entered by provider – data will be more robust depending on how long provider has participated in CAIR.
- Can be used to print out yellow cards, blue cards or comprehensive histories
- Feeds/Powers the Digital Vaccine Record
- Does not easily say “ready/not ready for school entry”

Digital Vaccine Record

- Digital Vaccine Record (DVR) is an electronic vaccination record from the California Immunization Registry (CAIR) and is an official record of the state of California, just like the yellow card.
- Includes name, date of birth, vaccination dates, and the vaccines received.
- Also includes future recommended vaccines and timelines.
- Takes information from CAIR. Great tool for all Californians!
- [Frequently Asked Questions – Digital COVID-19 Vaccine Record \(ca.gov\)](#) (e.g. what to do if record is not found)

GET YOUR DIGITAL VACCINE RECORD

Digital Vaccine Record

✓ Name ✓ Phone/Email
✓ DOB ✓ 4 Digit PIN

SUBMIT

Private. Convenient. Secure.

What is a Digital Vaccine Record (DVR)?
Your Digital Vaccine Record (DVR) is an electronic vaccination record from the California Immunization Registry (CAIR) and is an official record of the state of California.

What information does the DVR include?
The DVR has your name, date of birth, vaccination dates, and the vaccines you received.

Where do I access my Digital Vaccine Record?
Visit myvaccinerecord.cdph.ca.gov to access your record. You will need to enter your first and last name, date of birth, and mobile number or email address. You will create a PIN which will be required to obtain your DVR when the link to your record is provided to you.

What digital records can I access from the DVR Portal?
There are two types of records you can access from the DVR Portal:

- **COVID-19 QR code** that (when scanned by a SMART Health Card reader) will display the same information as your paper CDC vaccine card: your name, date of birth, vaccination dates, and vaccines.
- **Record of all your vaccinations** that were reported by pharmacies and healthcare providers to CAIR. Note that your historical vaccinations may not have been reported to CAIR.

For more DVR questions, visit myvaccinerecord.cdph.ca.gov/faq or call 1-833-422-4288 (open M-F 8AM-8PM, SA-SU 8AM-5PM).

California Department of Public Health, Immunization Branch

IMM-0461 (3/19/20)

[IMM-1461.pdf \(eziz.org\)](#)



CAIR Hub

- Umbrella platform/portal where Schools and Child Care sites access applications that communicate with CAIR, like SCRL.
- Currently houses SCRL. Future enhancements will include access to CAIR-ME and annual school/child care immunization reporting.
- SCRL links are shown with green arrows. Users must first register in CAIR Hub to be able to use SCRL.

The screenshot shows the CAIR Hub website. At the top, there is a navigation bar with links for HOME, RESOURCES, ABOUT CAIR, and CONTACT US. To the right of these links are two yellow buttons: 'SIGN IN' and 'REGISTER'. Green arrows point to these buttons. Below the navigation bar is a large banner with the text 'Welcome to CAIR Hub' and a question 'What would you like to do?'. Below this question are three blue buttons with yellow 'Go' buttons: 'I want to check the immunization status of a student or list of students', 'I want to get a complete Immunization History for myself or for my child', and 'I want to request or view a Medical Exemption'. A green arrow points to the first button. Below the banner are two columns of content. The left column is titled 'More things you can do' and contains two cards: 'Covid-19 Vaccination Provider Resources' and 'Data Exchange (DX/IGS)'. The right column is titled 'Services' and contains three links: 'How CAIR Helps Your Practice', 'Attention DX Submitters: Change Your Data Submission Endpoint', and 'How WIC Can Use CAIR'. Below the 'Services' section is a 'Frequently Asked Questions - FAQs' section with two links: 'How to Register for CAIR Hub and Enroll an Organization in SCRL' and 'Using SCRL - FAQs'. A green arrow points to the first link in the FAQs section. In the bottom right corner, there is a cartoon squirrel character holding a blue sign that says 'SCRL'.



School and Child Care Roster Lookup (SCRL) Tool

- SCRL is a tool that makes immunization record checking of children easy for schools and child care facilities.
- Uses the Pre-K or TK/K–12 immunization requirements and communicates with CAIR to determine which students are complete, which are conditional entrants, and which are overdue.
- Only accesses immunizations related to school or child care requirements



Why SCRL?

- Takes out guess work about who is eligible for entry and who is not
- You do not have to make any calculations for conditional entrants, SCRL will tell you when the next dose is due
- Targeted to required IZs for enrolling/enrolled grade
- To help accomplish the implementation of requirements for school and child care

California Law: Children must be immunized to be in school

California schools are required to check immunization records for all new student admissions for Pre-K sites, TK/Kindergarten through 12th grade and all students advancing to 7th grade before entry.

This applies to **all** students, regardless of when during the year they are starting school.

No Shots? No Records? No School.



**Children will not be enrolled
unless an immunization record
is presented and
immunizations are up-to-date.***

*If your child is unimmunized due to medical reasons, please notify us.

Go to **ShotsForSchool.org** to access information about immunization requirements, an interactive school look-up tool, implementation materials for schools, and educational materials for parents.

 **SHOTSFOR SCHOOL**

IMM-1167ES (11-22)

Status of Requirements

- Unconditionally Admit a pupil whose parent or guardian has provided documentation of
 - Receipt of immunization; or
 - A permanent medical exemption.
- Conditionally Admit any pupil who lacks documentation for unconditional admission if the pupil has:
 - Commenced receiving doses of all the vaccines required for the pupil's grade and is not currently due for any doses at the time of admission; or
 - A temporary medical exemption from some or all required immunizations.
- Do not admit students who are overdue.

Complete

Conditional
Entrant

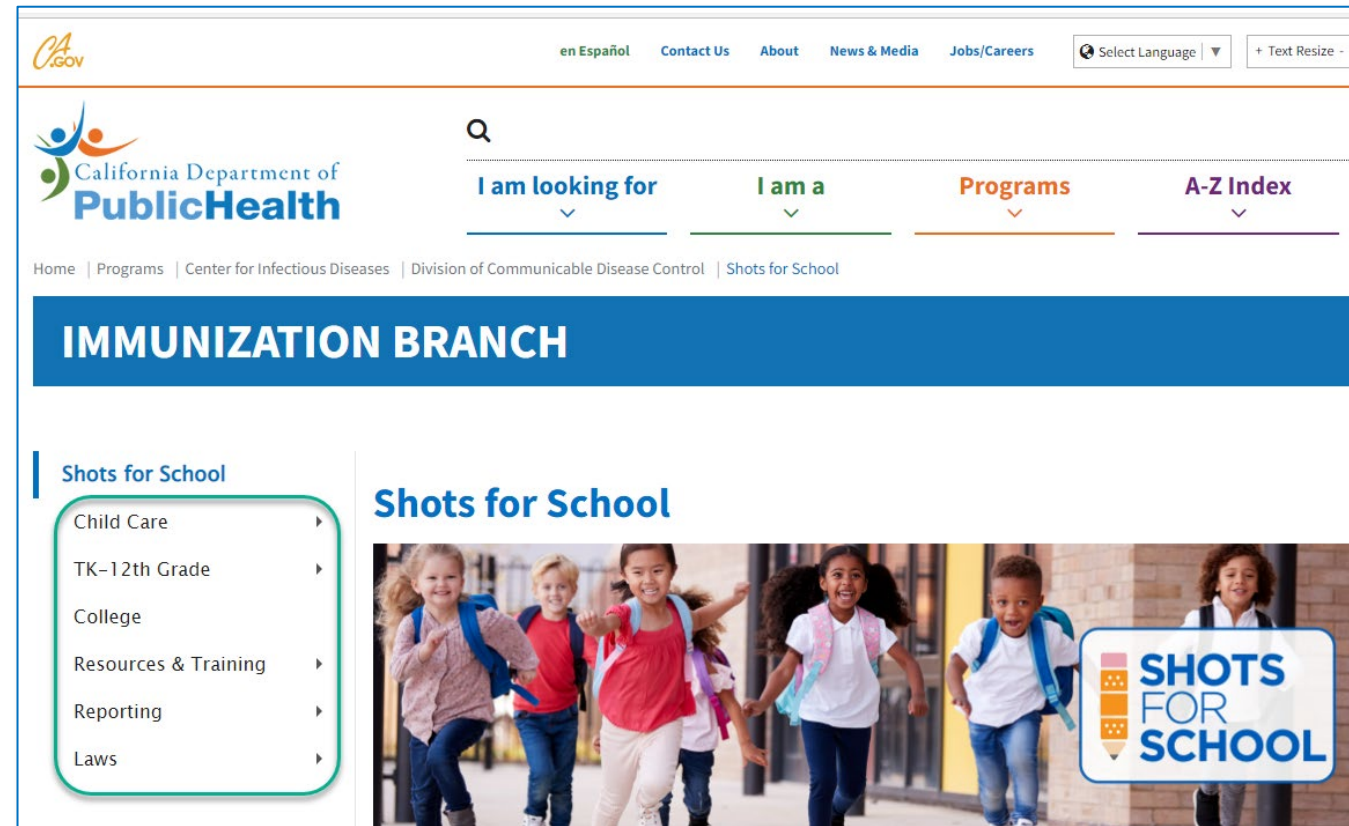

Overdue

Medical Exemptions (MEs)

- As of January 1, 2021, all new exemptions **must** be through centralized **CAIR ME** system
- Paper medical exemptions may still be in circulation until 2028.
- See [Exemption Information on Shots for School](#) for questions
- CAIR ME system does not yet communicate with SCRL.

Shots for School Website www.cdph.ca.gov/shotsforschool

- School and child care staff find tools to help implement California's immunization requirements.
- Parents find information about which immunizations their child needs before starting school or childcare.

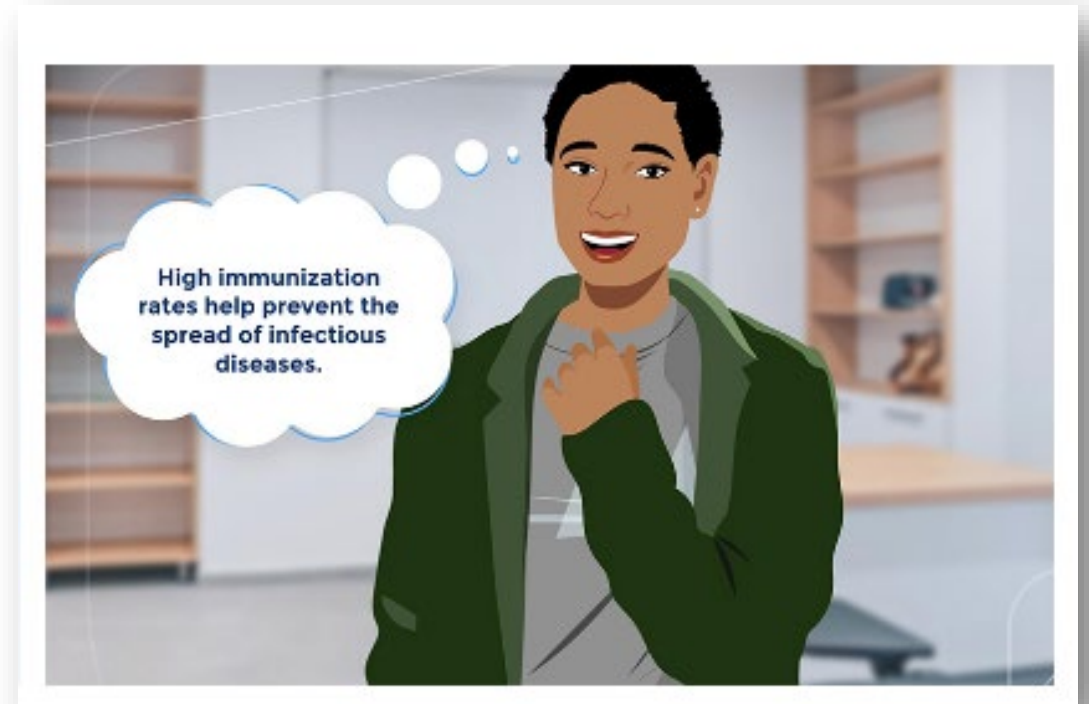


[California Pre-Kindergarten and School Immunization Record](https://www.cdph.ca.gov/shotsforschool) – (Link directly to blank Blue Card)

<https://www.cdph.ca.gov/shotsforschool>

Training Modules for becoming an Immunization Expert at your School or Child Care Sites

1. Getting Started (7 mins)
2. California School Immunization Requirements (12 mins)
3. California School Admission Requirements (15 mins)
4. Processing School Immunization Records Part 1 (8 mins)
5. Processing School Immunization Records Part 2 (19 mins)
6. Following Up on Conditional Entrants (24 mins)
7. Reporting Immunizations
 - TK/Kindergarten (21 mins)
 - 7th Grade (18 mins)
 - Pre-Kindergarten (Child Care) (20 mins)



Lifecycle of SCRL Immunization Reports

Register or be invited to create login for yourself in CAIR Hub

Sign-in to SCRL tool via CAIR Hub and go to "Roster Management" dashboard

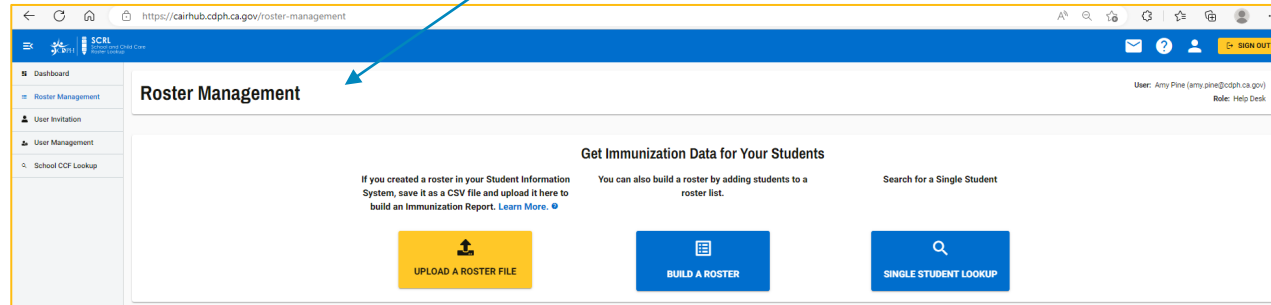
Create a Roster List to check on multiple students (or look up single student)

Upload the list into SCRL

SCRL Communicates with CAIR

View list of roster/student results in SCRL

School/child care site works with report for subsequent actions



SCRL Communicates with CAIR

If Students/Data not in SCRL and Paper Records...

SCRL mimics CAIR

- If it is not in CAIR, it is not in SCRL
- If it is not to be shared in CAIR, it is locked in SCRL



Possible reasons for data not in SCRL:

- Providers did not enter historical doses in CAIR
- Provider does not yet use CAIR or just began using CAIR

Both Paper Records and SCRL incomplete.....

- If paper record from family is incomplete and SCRL is incomplete, family needs to seek complete record from their primary care provider or get immunized!

Register for SCRL before the end of the School Year

- Register for SCRL now, before end of school year, so that you are all set for fall enrollment and reporting.
 - CDPH is also offering office hours and answering technical questions in May
- Our intention for SCRL is to replace CAIR read-only entirely for schools/child care sites, but we currently do not have a set timeline.
 - We shall to give 2-4 weeks notice once confirmed.
- CAIR Access/permissions for clinical sites using CAIR will not change.

SCRL Demonstration

Alana Hintz, Senior Project Manager, M Corp



SCRL

School and Child Care
Roster Lookup

[HOME](#)

[RESOURCES](#)

[ABOUT CAIR](#)

[CONTACT US](#)

[SIGN IN](#)

[REGISTER](#)

[Forgot Password?](#)

Welcome to CAIR Hub

What would you like to do?

I want to check the
immunization status of a
student or list of students

[Go](#)

I want to get a complete
Immunization History for
myself or for my child

[Go](#)

I want to request or view a
Medical Exemption

[Go](#)

CAIR Hub School & Childcare Roster Lookup

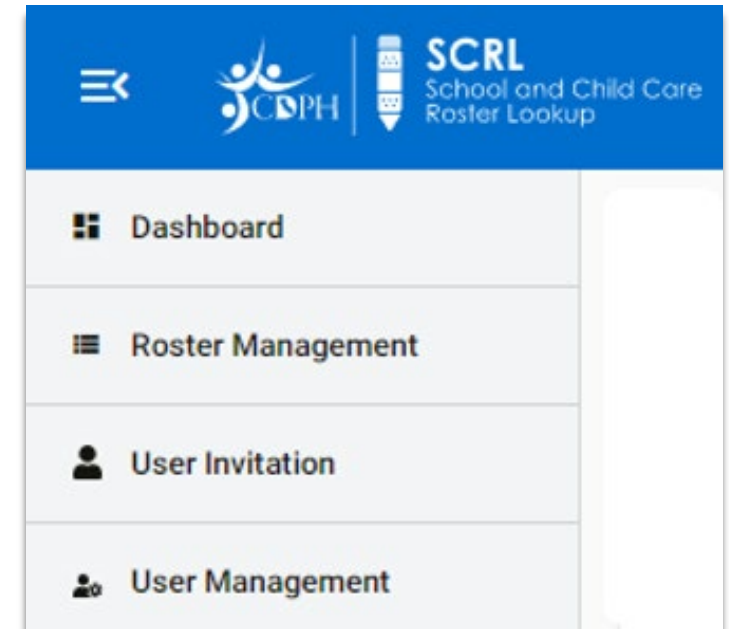


SCRL

School and Child Care
Roster Lookup

Contents

- Introduction & Welcome to CAIR Hub SCRL
- How to Register
- Roster Management
- How to use Single Student Lookup



How to Register



SCRL
School and Child Care
Roster Lookup

URL: <https://cair.cdph.ca.gov/cairhub>

The screenshot shows the CAIR Hub website interface. At the top left is the SCRL logo. Below it, the text "Welcome to CAIR Hub" is displayed over a background image of three people. A navigation bar at the top contains links for HOME, RESOURCES, ABOUT CAIR, and CONTACT US, along with buttons for SIGN IN and REGISTER. A blue arrow points from the "REGISTER" button in the top navigation bar to the "REGISTER" button in the main navigation bar. Another blue arrow points from the "REGISTER" button in the main navigation bar to the text "New (Invited) CAIR Hub Users". A magnifying glass icon is positioned over the "Forgot Password?" link.

SCRL
School and Child Care
Roster Lookup

HOME RESOURCES ABOUT CAIR CONTACT US SIGN IN REGISTER Forgot Password?

Welcome to CAIR Hub

HOME RESOURCES ABOUT CAIR CONTACT US SIGN IN REGISTER

CAIR Hub Users after Creating Accounts

New (Invited) CAIR Hub Users

How to Register – Invited Users

From: CDPH UAT - CAIR Hub <NO-REPLY@the-mcorp.com>
Sent: [redacted]
To: AlanaH+UATSU@the-mcorp.com
Subject: Invitation to register for access to the CAIR Hub



Step 1: Receive Invitation

A message from the California Immunization Registry's CAIR Hub application:

You may now register for access to CAIR Hub.

Browser recommendations: Google Chrome or Microsoft Edge. (Internet Explorer is not supported.)

To set up your CAIR-Hub account:

1. Go to the [CAIR-Hub home page](#).
2. Click the **Register** button in the top right-hand corner of the home page.
3. On the user agreement page, click the **I Agree...** button.
4. Enter your email address on the next page that appears and click the **Send verification code** button. **CLOSE THIS WINDOW.**
NOTE: The multi-step process requires that you enter a verification code before you can create your account. The verification code is a six-digit code sent in a separate email after you click the **Send verification code** button.
5. Enter the six-digit verification code from your email.
6. Click the **Verify code** button.
7. Create and re-enter a password. Passwords must be minimum 8 characters and contain the following: uppercase letter, lowercase letter, number, and symbol.
8. Click the **Create** button.
9. Verify your name and add your phone number.
10. Click the **Save** button.
11. This will take you to your dashboard in the CAIR Hub.

If you have any questions, please contact the CAIR Help Desk at CAIRHelpDesk@cdph.ca.gov

SIGN IN

REGISTER

Step 2: Click the Register button

Step 3: Agree to User Access Agreement

Website User Access Agreement

New CAIR Organization and Individual User Access Agreement

The CAIR Website is a secure online information system developed to assist with managing the Immunization Registry for the state of California. As a condition of authorized access to the CAIR website, I agree:

- To only use my password to access CAIR.
- To maintain the privacy and confidentiality of information in CAIR.
- To ensure no misuse or wrongful disclosure of information in CAIR.
- To report activities that may compromise the protection and the privacy of the information in CAIR.
- To not communicate, publish, and provide or make public any information regarding persons enrolled in the CAIR.
- To comply with California Health and Safety Code Section 120440 regarding immunization registry use, as well as State and Federal laws and HIPAA regulations regarding maintaining the confidentiality of patient information.

The system will create a permanent electronic record that will log each User's access into any CAIR record to ensure the appropriate use of this website. Any unauthorized release of confidential information by a User may revoke the User's access to CAIR.

I Agree to the User Access Agreement

I Don't Agree

Step 4: Request a Verification Code

Cancel

California Department of PublicHealth

AlanaH+UATSU@the-mcorp.com

Send verification code

New Password

Confirm New Password

Create

Step 5: Get your Verification Code

Verify your email address

Thanks for verifying your AlanaH+UATSU@the-mcorp.com account!

Your code is: 611433

Sincerely,
CDPHConsumers

This message was sent from an unmonitored email address. Please do not reply to this message.

[Privacy Statement](#) | [Privacy Contact](#)

California Department of PublicHealth

Step 6: Create a Password

Cancel

California Department of PublicHealth

E-mail address verified. You can now continue.

AlanaH+UATSU@the-mcorp.com

Change e-mail

.....

.....

Create



SCRL Summary Questions and Answers

Naveen Makhdum, School Vaccination Coordinator, CDPH

SCRL Requirement

Q: Are we required to use SCRL?

A: Schools and Child Care sites are not required to use SCRL, but we hope that you will all want to use it and the time to register is now.

Yellow Cards and Blue Cards

Q: Can SCRL print yellow cards?

A: No. SCRL can print Blue Cards, not yellow cards. SCRL is a tool specifically for schools/child care sites and related immunization information. The California School Immunization Record (the Blue Card) is the only record that schools or child care sites may need to print.

- If a family is needing a yellow card, they should ask their doctor's office or they can access CA's [Digital Vaccine Record](#).

The image shows a sample of the California Pre-Kindergarten and School Immunization Record form. It is a detailed document with multiple sections for recording a child's immunization history. Key sections include:

- Child Information:** Name, date of birth, sex, ethnicity, and race.
- Required Vaccine:** A table listing vaccines such as IPV/OPV, DTaP/DTaP, Tdap/Td, MMR, Hib, Hep B, Var/Var, and Tdap, with columns for the date each dose was given.
- Status of Requirements:** A section for tracking whether a child has received all required vaccines, has a medical exemption, or is overdue for a vaccine.
- Notes for School Requirements:** A section for recording specific requirements for school entry, such as the need for a Tdap booster or a meningococcal vaccine.



Minimum Required fields for SCRL

- Q: What are the required fields for SCRL?
- A: For **uploaded rosters** (CSV files), the required fields are Student first name, last name, date of birth, student ID*, and grade.

*Student ID is not required for the *Build a Roster* function or for *Single Student Lookup*.

Why is grade required?

- Q: Why is the “Grade” a required field for Roster Management?
 - A: The current grade requirement is related to Pre-K, TK/K-12 and Tdap vaccine requirements.
 - Specifically to Tdap, it must be administered on or after the 7th birthday and must be given before 7th grade. If we have no grade, then we cannot determine if grade requirement has been met.

Estimating Student's Grade

Q: What if I am using the Single Student Lookup, and I do not know what grade they will be entering?

A: If you do not know the grade for an enrolling student and are wanting to use SCRL, simply estimate based on their age.

Limits to Users from Schools?

- Q: How many people can be registered in SCRL from school/child care sites?
- A: There is no limit to how many SCRL users there can be from individual schools or child care sites.

SCRL Integration

Q: Is SCRL connected to CAIR-ME or the immunization reporting website?

A: Not yet, but there are plans in place for SCRL to communicate directly with both websites/portals in the future.

Following Up with Students

- Q: What should I do if SCRL shows students that are conditional or overdue?
 - A: Not all doses may be entered into CAIR. If you haven't already, ask parents for their children's immunization records as well. If children are still missing doses, let the parents know when the missing doses are due ([Letter to Parents: Immunizations Needed](#)).

When to use SCRL?

- Q: When should I use SCRL?
- A: SCRL should be used anytime you are unsure of a student's immunization status for school entry. If you are using a student information system that shows a student as complete, it is not necessary to again look for that student in SCRL.

Where to get more Information/SCRL Resources?

- [General SCRL Fact Sheet](#)
- [Instructions on Registering in CAIR Hub for first time to access SCRL](#)
- [Site for those registered to log in to SCRL](#)
- [SCRL User Manual](#)
- [Using SCRL- FAQs](#)
- [SCRL Youtube training video](#)
- [Shots for School comprehensive school law website](#)
- [Your Local Health Department Immunization Program](#)



Help Desk Information

Help Desk hours

Monday-Thursday 9:00am-4:00pm PST
Friday 10:00am-4:00pm PST
Closed on Saturday and Sunday

Contact Information

Email: CAIRHub@cdph.ca.gov
Phone: (800) 578-7889
FAX: (888) 436-8320

Mailing Address

California Dept. of Public Health, Immunization
Branch
850 Marina Bay Parkway
Building P, 2nd Fl
Richmond, CA 94804-6403

Office Hours, Evaluation, and Closing

Ahana Singh, School Vaccination Coordinator, CDPH

Next Steps



- Office Hours
 - Friday, May 12, 2023, 12 PM – 1 PM (Pacific Time) - [Zoom Registration Link](#)
 - Friday, May 19, 2023, 12 PM – 1 PM (Pacific Time) - [Zoom Registration Link](#)
 - Friday, May 26, 2023, 12 PM – 1 PM (Pacific Time) - [Zoom Registration Link](#)
- You will receive an evaluation link as soon as this webinar ends. Please fill out the evaluation with your honest feedback. This will help advise content for future FAQs and the SCRL office hours scheduled in May 2023.

Thank you for joining us!

Have a great day!



Appendix School/Child Care Law Resources

Related to Immunizations for Entry

Helpful Resources

- [Implementation Tools \(ca.gov\)](https://www.ca.gov)
- [Communicating with Families about School Immunization Requirements](https://www.eziz.org)
- [IMM-365 School Handbook Eleventh Edition \(eziz.org\)](https://www.eziz.org)

Communicating about School Immunization Requirements



Vaccines are an important part of helping prevent the spread of serious diseases in California schools and child care facilities. Children usually have received the immunizations for their grade or age by the time they enroll. Sometimes students are overdue for immunizations and cannot enroll. Here are a few tips for communicating with parents and guardians about getting children caught up.

Inform and Support

- Post the [No Shots? No School flyer \(Spanish\)](#) at your front desk so families can see that immunizations are required by California law. Students who are overdue **cannot** attend school. (Schools may face immunization audits and possibly lose average daily attendance funds for students who are in school while overdue for immunizations.)
- Share the [Parents' Guides to Required Immunizations](#), available in multiple languages.



How to Handle Medical Exemptions

If a child cannot receive certain vaccines due to a medical reason, they need to obtain a medical exemption form issued in [CAIR-ME](#). You can check the status of medical exemptions in [CAIR-ME](#). Refer to the [Medical Exemption FAQs](#) for more information.

Ways You Can Help

Be empathetic to the family's challenges in getting all the required immunizations and offer these tips.

How to Find Immunization Records:

- Call the doctor's office(s) that gave the immunizations.
- If the doctor's office participated in a California immunization registry, the family may be able to access a [Digital Vaccine Record](#).
- School and child care staff can also help find records and see the immunization status of students by using the School and Child Care Roster Lookup (SCRL) tool. Find out more at [SCRL Facts](#).

Where to Get Vaccinated:

It's best to go to their doctor's office, where immunizations are usually free. If the student doesn't have a primary care doctor, let families know about these resources:

- [Local Health Department's immunization program](#)—some offer free/low-cost vaccine clinics.
- Vaccines for Children Program's [locator tool](#)—find a doctor who offers no-cost vaccines to families in Medi-Cal and those who are uninsured. Families can check the [Covered California website](#) to see if they qualify for Medi-Cal.
- Local [pharmacy](#)—many offer immunizations for children as young as 3 years of age. Costs may apply.

Questions?

Visit the [Shots for School website](#) for more information, and call your [Local Health Department's immunization program](#) with any concerns.

CA Child Care/Pre-K Immunization Requirements

California Immunization Requirements for

Pre-Kindergarten



(any private or public child care center, day nursery, nursery school, family day care home, or development center)

Doses required by age when admitted and at each age checkpoint after entry¹:

Age When Admitted	Total Number of Doses Required of Each Immunization ^{2,3}			
2 through 3 months	1 Polio	1 DTaP	1 Hep B	1 Hib
4 through 5 months	2 Polio	2 DTaP	2 Hep B	2 Hib
6 through 14 months	2 Polio	3 DTaP	2 Hep B	2 Hib
15 through 17 months	3 Polio	3 DTaP	2 Hep B	1 Varicella
	On or after the 1st birthday:			1 Hib ⁴ 1 MMR
18 months through 5 years	3 Polio	4 DTaP	3 Hep B	1 Varicella
	On or after the 1st birthday:			1 Hib ⁴ 1 MMR

California Immunization Requirements for Pre-Kindergarten

CA School Immunization Requirements

California Immunization Requirements for

K–12th Grade (including transitional kindergarten)



Grade	Number of Doses Required of Each Immunization ^{1, 2, 3}				
K-12 Admission	4 Polio ⁴	5 DTaP ⁵	3 Hep B ⁶	2 MMR ⁷	2 Varicella
(7th-12th) ⁸	K-12 doses	+ 1 Tdap			
7th Grade Advancement ^{9,10}		1 Tdap ⁸			2 Varicella ¹⁰

California Immunization Requirements for K–12th Grade (including transitional kindergarten)

Universal Transitional Kindergarten

Q: I have a three-year-old student wanting to enroll in TK (transitional kindergarten). How do I use SCRL to see if they are ready for enrollment?

A: For students who are **3 years old at the time of admission** to TK, ([Education Code section 48000\[c\]](#)), schools are recommended to initially apply the [pre-kindergarten immunization requirements](#) (PDF) and to follow up with these students once they turn 4 years old to apply the [TK/K immunization requirements](#).

- [TK FAQs](#)



Finding missing doses after admission: Overdue and/or Conditional Entrants)

- If missing doses are found after admission allow no more than 10 school days after you notify the parent ([IMM-1140 Notice of Immunizations Needed Letter Template \(ca.gov\)](#)) for the parent to present a record showing the student received the immunizations previously lacking.
- After the deadline of 10 days, you must exclude the student from further attendance if the student has not come into compliance with the requirements.
- Once up to date, if additional doses are still missing follow the Conditional Admission schedule on page 2 for [Pre-k](#) and [TK-12](#). Students may continue to attend school but will need to be followed up with to make sure they are up to date.

Appendix: CA Health and Safety Code

(Amended by Stats. 2022, Ch. 582, Sec. 1.)

- (2) Schools, childcare facilities, family childcare homes, WIC service providers, foster care agencies, county human services agencies, and health care plans shall maintain the confidentiality of information listed in subdivision (c) in the same manner as other client, patient, and pupil information that they possess. These institutions and providers are subject to civil action and criminal penalties for the wrongful disclosure of the information listed in subdivision (c), in accordance with existing law. They shall use the information listed in subdivision (c) only for those purposes provided in subparagraphs (A) to (D), inclusive, of paragraph (1) and as follows:
 - (A) In the case of schools, childcare facilities, family childcare homes, and county human services agencies, to carry out their responsibilities regarding required immunization for attendance or participation benefits, or both, as described in Chapter 1 (commencing with Section 120325), and in Section 11265.8 of the Welfare and Institutions Code.

[Law section \(ca.gov\)](#)